





Simply functional.

Elmasonic Accessories



Simply more effective. Optimised for ultrasonic cleaning.

Functions

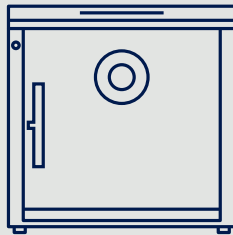


Elma Basket.

Procedure: Set-up

Benefit: Individually adaptable cleaning baskets

The items to be cleaned can be positioned as required for optimal cleaning results.

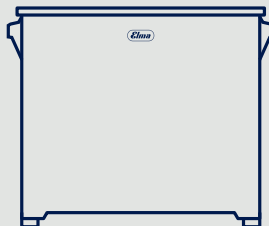


Elma Mutebox.

Procedure: Noise reduction

Benefit: Noise reduction of up to 85 %

Low-noise cleaning process.

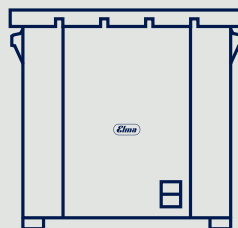


Elma Sink.

Procedure: Rinsing

Benefit: Suitable cleaning solution

Removes any remaining contamination after cleaning.



Elma Dry.

Procedure: Drying

Benefit: Hot-air (70 °C) and cold-air blower

Allows the cleaned items to drip dry or cool down and dry as the final step in the cleaning process.

Elma Basket

Optimal loading. Unlimited flexibility. Maximum benefits.

An ingeniously simple solution.

When designing the new Elma Basket, we thought two steps ahead. These baskets, which we manufacture in-house, feature a punched pattern on the base and side walls. In conjunction with a set of different pins, these holes allow the objects inside to be positioned as required. For unlimited flexibility. Each item can be individually secured – whether bulky industrial


parts, laboratory glassware, small watch components or items of jewellery. The number of objects that can be cleaned in the basket is thus maximised and optimal cleaning results are ensured thanks to perfect placement, which also saves water, cleaning chemicals, energy as well as time and money.

Product family

Elma Basket 30
Max. load: 1.0 kg

Elma Basket 60
Max. load: 5.0 kg

Elma Basket 100
Max. load: 6.0 kg



Technical data

Mechanical

Elma Basket	10	20	30	40	60	80	100	120	150	180	300
Basket int. width (mm)	155	110	195	195	255	455	250	250	450	280	450
Basket int. depth (mm)	70	105	105	105	105	105	195	195	255	255	255
Basket int. height (mm)	35	50	50	95	95	55	90	135	55	135	135
Maximum load (kg)	1.0	1.0	1.0	3.0	5.0	5.0	6.0	7.0	7.0	8.0	10.0

Compatible with

Unit size / tank size	10	20	30	40	60	80	100	120	150	180	300
Elmasonic Easy	•	•	•	•	•		•	•		•	•
Elmasonic Med			•		•		•	•		•	•
Elmasonic Select			•	•	•		•	•	•	•	•
Elmasonic P			•		•	•		•		•	•
Elma Dry			•					•			•
Elma Sink				•	•					•	•

SIMPLY
INDIVIDUAL

Elma Basket 300
Max. load: 10.0 kg



Elma Basket

Elma combines functionality with perfection.

Elma goes the extra mile. The new Elma Basket is a powerful tool that enables effective and efficient cleaning processes as well as flexible loading. It can be neatly summed up in three words: combine, adapt and customise.

Elma Pin Starter Set



**Elma PIN
0772**

3 pcs.
Plastic



**Elma PIN
0741**

3 pcs.
Plastic



**Elma PIN
0767**

2 pcs.
Plastic



**Elma PIN
0021R**

2 pcs.
Plastic



**Elma PIN
0001R**

2 pcs.
Plastic



**Elma PIN
613 + 614**

2 pcs.
Plastic



**Elma PIN
0509**

2 pcs.
Plastic



**Elma PIN
0158**

2 pcs.
Plastic

Good to know: the Starter Set includes the Elma Pins shown above. It is only possible to reorder individual Elma Pins in sets of 10.

Functional elements



Elma PIN

Positioning aid
Plastic



PARTITION

To partition the basket
Stainless steel



SECOND LEVEL

To partition the basket
Stainless steel



**SIDE CHAMBER
FLOOR CHAMBER**

Positioning aid
Silicone



**HOOK
SHAFT HOLDER**

Positioning aid
Plastic-coated
stainless steel


Good to know: Elma baskets allow complete, user-specific customisation in terms of partitioning and equipment. This ensures perfect cleaning results.



The Elma Plus

Consistently optimise
your cleaning processes.

When you purchase the Elma Basket, you can also order the Elma Pin Starter Set and the holders as optional accessories. These products are recommended if you want to customise your cleaning process.



Elma Mutebox

Optimum cleaning, every time. Hygienic, low-noise and environmentally friendly.

Ingeniously innovative.

The new Elma Mutebox guarantees low-noise cleaning. Its quiet fan and optimal insulation make working with ultrasonic equipment a pleasant, health-friendly and quiet experience, whether for cleaning or sample preparation. In addition, the fan extracts condensation water and vapours to the rear. Noise levels are reduced by up to 85 % with the Elma Mutebox (i.e. by a further 30 % compared to the previous model).

The interior lighting and glass door let you keep an eye on the cleaning process at all times. Two independent access points ensure that the items being cleaned and the ultrasonic unit are always easily accessible. The Mutebox, which we manufacture in-house, is made of high-quality steel and is easy to clean, thus also ensuring hygienic operation.

Technical data

Mechanical

Elma Mutebox	ML	XL
External device dimensions W / D / H (mm)*	545 / 530 / 525	860 / 605 / 525
Internal dimensions W / D / H (mm)	430 / 380 / 445	710 / 450 / 445
Empty weight (kg)	18.9	26.2

Electrical

Elma Mutebox	ML	XL
Mains voltage (V~)	110 - 240	
Mains frequency (Hz)	50 / 60	
Country adapters	EU / UK / USA / Japan	
Volume reduction	up to max. 85 %	

Compatible with

Elma Mutebox	10	20	30	40	60	100	120	180	70	80	150	200	300
Elmasonic Easy	•	•	•	•	•	•	•	•					•
Elmasonic Med			•		•	•	•	•				•	•
Elmasonic Select			•	•	•	•	•	•		•	•		•
Elmasonic P			•		•		•	•	•				•
Elmasonic xtra TT			•		•		•					•	

* External dimensions of the appliance with closed cover and door.

Noise reduction

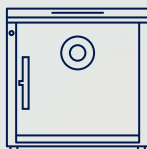
Consistently optimise
your cleaning processes.

Elma Mutebox ML
Empty weight 18.9 kg

Elma Mutebox XL
Empty weight 26.2 kg



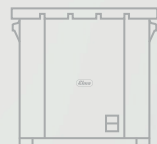
Elma Basket



Elma Mutebox



Elma Sink



Elma Dry

Rinsing

Consistently optimise
your cleaning processes.

Elma Sink L

Total volume (V): 17.8 l

Elma Sink XL

Total volume (V): 27.5 l



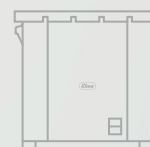
Elma Basket



Elma Mutebox



Elma Sink



Elma Dry

Elma Sink

Simply reliable. Simply a step ahead. Ensure your items are thoroughly rinsed.

For perfect cleaning results.

The new Elma Sink is an important addition to the overall cleaning process. This tabletop unit is available in four different sizes – the L and XL models feature an additional side drain. Once the cleaning process in the ultrasonic unit is complete, the basket can be

inserted directly into the Elma Sink. This will ensure that any residues and cleaning chemicals are rinsed off – thoroughly. In conjunction with a suitable rinsing medium, this guarantees optimal cleaning results.

Technical data

Mechanical

Elma Sink	S	M	L	XL
Total volume V (l)	3.9	5.9	17.8	27.5
External device dimensions W/D/H (mm)	305 / 155 / 220	365 / 170 / 270	395 / 315 / 325	565 / 315 / 325
Internal tank dimensions W ₁ / D ₁ / H ₁ (mm)	215 / 115 / 145	280 / 130 / 145	300 / 270 / 195	475 / 270 / 195

Basket accessories

Elma Sink	S		M	L			XL	
Compatible with Elma Baskets	30	40	60	100	120	180	200	300

Elma Dry

Fast, safe to use and gentle on the material. Efficient drying guaranteed.

Safe and efficient.

The Elma Dry units are available in three sizes (30, 120 and 300). They are designed for use in production facilities, workshops and service areas. After cleaning in the ultrasonic bath, the items in the Elma basket are first rinsed in the Elma Sink and then dried easily and conveniently in the Elma Dry. Its cold/hot-air blower (70 °C) ensures that even delicate parts can be dried gently. In cold-air mode, the parts can also be cooled down quickly. The cover includes ventilation slits that

maximise the air turbulence and discharge the humid air to the outside. At the same time, the cover reduces energy consumption. The dust filter on the underside of the base is replaceable and prevents recontamination of the cleaned parts due to dust in the room air. Due to the safety shutdown when the limit temperature is reached, Elma Dry units are both extremely safe and gentle on their contents.

Technical data

Mechanical

Elma Dry	30	120	300
External device dimensions W / D / H (mm)	300 / 186 / 219	362 / 285 / 322	568 / 347 / 322
Internal tank dimensions W ₁ / D ₁ / H ₁ (mm)	220 / 120 / 95	275 / 215 / 195	475 / 270 / 195
Compatible with Elma baskets	Size 30	Size 60 / 100 / 120	Size 150 / 200 / 300

Electrical

Elma Dry	30	120	300
Mains voltage (V~)	220 - 240 / 115 - 120		
Heating power (W)	480	550	1100
Max. air flow (m ³ /h)	160		320

Drying

Consistently optimise
your cleaning processes.

Elma Dry 120
Heating power 550 W

Elma Dry 300
Heating power 1100 W



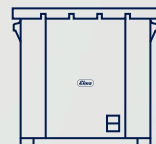
Elma Basket



Elma Mutebox



Elma Sink



Elma Dry



Elma cover

Clean and quiet operation. It's that simple.

Elma has you covered.

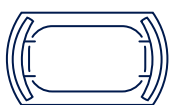
Compatible covers in various designs are available for each ultrasonic cleaning unit. The cover performs a variety of functions. It reduces the noise level during the cleaning process by up to 54 %. Furthermore, the underside of the cover serves as a catch tray for dripping water – simply place the Elma Basket on the upturned cover once the cleaning process is complete. However, the cover also returns evaporating water to the ultrasonic bath. This saves energy and thus reduces costs.

Benefits.

- : Less noise during ultrasonic cleaning
- : Energy and cost savings
- : Plastic: available in 3 colours
- : Can be used as a drainer
- : Noise protection cover: self-assembly set available

Made in Germany.

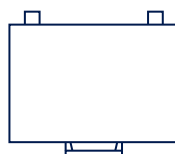
Our product development process is based on what the end users actually need. Which is why we subject our accessories to ongoing testing in order to continuously improve them. Our goal is to maximise each product's benefits and ease of use – for perfect cleaning results.



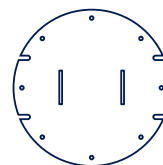
PLASTIC



STAINLESS STEEL



NOISE PROTECTION



SPECIAL*

* Round covers are available for the Elmasonic Easy R series.



Covers

Plastic

Type	10	15	20	30	40	60	70	80	100	120	150	180	200	300
Ext. dimensions*	235/115	220/175		305/175		270/190	570/170		380/280		575/335	405/340	600/365	575/335
Elmasonic Easy	•		•	•		•			•	•		•		•
Elmasonic Med				•		•			•	•		•	•	•
Elmasonic Select				•	•	•		•	•	•	•	•		•
Elmasonic P				•		•	•		•	•		•		•

* External dimensions in mm (width x depth). The height of all variants is 20 mm.

Stainless steel

Special shapes

Type	30	40	60	100	120	150	180	300	500	900	50R	350R
Ext. dimensions*	265/160		325/175	325/265		530/325	355/325	530/325	540/370	650/550	345/275	ø 640
Elmasonic Easy	•	•	•	•	•		•	•			•	•
Elmasonic Med	•		•	•	•		•	•	•	•		
Elmasonic Select	•	•	•	•	•	•	•	•	•	•		
Elmasonic P	•		•	•	•		•	•				

* External dimensions in mm (width x depth). The heights are as follows: type 30 to 300 = 55 mm; type 500 and 900 = 50 mm; type 50R = 20 mm; type 350R = 70 mm.

Noise reduction cover

Type	500	900
Ext. dimensions*	580/495	680/665
Height**	65	
Noise reduction	40 %	54 %
Special function	Process vapours are retained	
Elmasonic Med	•	•
Elmasonic Select	•	•

* External dimensions in mm (width x depth). The height of all variants is 180 mm.

** Height when installed.

Elma holders

Everything in its proper place.

Stay organised.

Ultrasonic baths are used to clean items with a wide variety of geometries. From small watch components and items of jewellery to conical flasks, test tubes and even dental products. The diverse Elma holders ensure that objects of all shapes and sizes can be securely positioned and arranged in the Elma Basket. Optimum positioning of the items inside the bath is also a prerequisite for achieving the best possible cleaning results.

Benefits.

- : Allows items to be individually positioned
- : Lets you clearly structure your cleaning process
- : Prevents scratches on the tank floor
- : Holders are available for various applications
- : Special solutions are available (e.g. for conical flasks)

Stable temperatures during the cleaning process.

The stainless steel *cooling coil* is an important component. It is designed to be connected to a recirculating cooler in order to reduce or stabilise the process temperature in the ultrasonic bath.



RETAINING BRACKET



JEWELLERY HOLDER




COOLING COIL



TEST TUBE HOLDER*

* Holder for centrifuge tubes are also available.



Holders

For jewellery

Type	30	40	60	100	120	150	180	300
Ext. dimensions*	355 / 50 / 80							
Elmasonic Easy	1x		1x	2x	2x	5x	3x	5x
Elmasonic Med	1x		1x	2x	2x		3x	5x
Elmasonic Select	1x	1x	1x	2x	2x	5x	3x	5x
Elmasonic P	1x		1x		2x		3x	5x

* External dimensions in mm (width x depth x height).

For test tubes*

Type	30	30H	40	40H	60	60H	80	100	100H	120	120H	150	180	180H	200	300	300H
Elmasonic Easy		•		•		•			•		•			•			•
Elmasonic Med	•				•			•		•			•		•	•	
Elmasonic Select	•		•		•		•	•		•		•	•			•	
Elmasonic P		•				•					•			•			•

* Optionally for 8 or 16 test tubes.

For centrifuge tubes*

Type	100	120	150	180	200	300
Elmasonic	•	•	•	•	•	•

* Optionally for 24 or 27 centrifuge tubes.

For conical flasks

Type	50 ml	250 ml	500 ml	1000 ml
Ext. dimensions*	55 / 55 / 50	90 / 90 / 70	110 / 110 / 85	135 / 135 / 85

* External dimensions in mm (width x depth x height).

Elma inserts

Different inserts. Countless possibilities.

Stay in control.

Elma ultrasonic units can be operated with or without a cover. For more efficient operation, Elma offers various *insert covers* made of robust and easy-to-clean stainless steel for up to four *cleaning jars*. These covers make it possible to clean objects made of different materials simultaneously – but separately. The jars are used for cleaning with aggressive chemicals (acid or alkali) or when removing abrasive agents.

The *acid-resistant tank* is used when cleaning items with aggressive fluids (e.g. acids). It helps to maximise the effectiveness of the ultrasonic energy.

If used correctly, all Elma inserts will help to prevent damage to the ultrasonic tank and thus extend the service life of the ultrasonic cleaner.

Benefits.

- : Protects the ultrasonic tank
- : Allows items made of different materials to be cleaned simultaneously
- : Allows cleaning with aggressive fluids
- : Prolongs the service life of the appliance
- : Different inserts are available

Practical and safe.

Take advantage of the diverse, flexible and modular possibilities of Elma inserts. These accessories allow the user to combine various cleaning processes in a highly targeted manner.



CLEANING JARS



INSERT COVERS*



INSERT TANK



INSERT COVERS**

* Insert cover for operation without lid.

** Insert cover for operation with lid.



Inserts

Cleaning jars

Type	150 ml without plastic cover	600 ml	600 ml	1000 ml
Ext. dimensions*	80 / 85 / 95	100 / 155 / 110	110 / 135 / 125	110 / 185 / 125
Int. dim. of jar**	50 / 60	75 / 145	80 / 105	85 / 160
Rubber ring*	70		100	

* Dimensions in mm.

** Internal dimensions of jar in mm.

Insert covers

Type	30	80	100	120	60	150	180	300
Ext. dimensions*	270 / 170 / 15				330 / 180 / 15			
Rubber ring*	100							
Elmasonic Easy	1x		2x	2x	1x		2x	3x
Elmasonic Med	1x		2x	2x	1x		2x	3x
Elmasonic Select	1x	2x	2x	2x	1x	3x	2x	3x
Elmasonic P	1x			2x	1x		2x	3x

* Dimensions in mm.

Insert tanks

Type	30	60	100	120	180	300	500
Ext. dimensions*	300 / 200 / 115		365 / 305 / 170		390 / 370 / 215	570 / 365 / 215	530 / 325 / 205
Working capacity	1.3		5.8		11.0	19.0	18.3
Elmasonic Easy	•	•	•	•	•	•	
Elmasonic Med	•	•	•	•	•	•	•
Elmasonic Select	•	•	•	•	•	•	•
Elmasonic P	•	•		•		•	

* Dimensions in mm.



Scientific Research Instruments Company Private Limited

42-43, 2nd & 3rd Floor, 1st Cross, Gubbalala, Bengaluru - 560 061

Telephone : 080 4757 2577 | 080 4302 5791

Sales

info@srico-labworld.com

Mobile : +91 9900674407

Service

service@srico-labworld.com

Mobile : +91 9900055879

Bhubaneswar | Hyderabad | New Delhi | Navi Mumbai | Vadodara

Ahmedabad | Chandigarh | Chennai | Goa | Guwahati | Kolkata | Lucknow | Pune | Thiruvananthapuram | Visakhapatnam

www.srico-labworld.com